




fischertechnik 

COMPUTING

Bauanleitung
Assembly instruction
Instructions de montage
Bouwhandleiding
Instrucciones de construcción
Manual de montagem
Istruzioni di montaggio
Инструкция по сборке
安装说明书



ROBO TX Training Lab

11 MODELS
MODEL 2

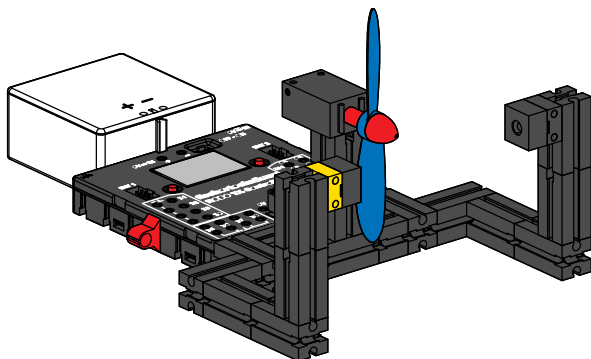
Inhalt Contents Contenu

Inhoud Contenido Conteúdo

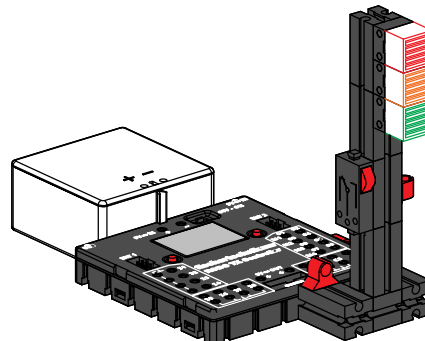
Contenuto Содержание 目录

Einzelteilübersicht / Spare parts list / Liste des pièces détachées / Onderdelenoverzicht / Lista da piezas / Resumo de peça individual /
Singoli componenti / Перечень деталей / 零件概览 2

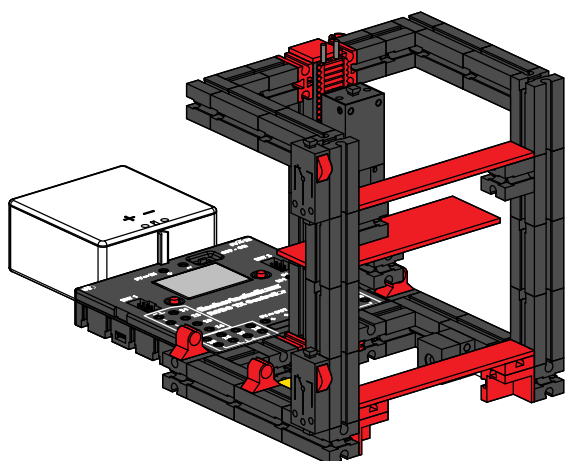
Montagetips / Tips for assembly / Tuyaux pour le montage / Montagetips / Consejos para el montaje / "Dicas" para montagem /
Consigli per il montaggio / Советы по сборке / 装配建议 3



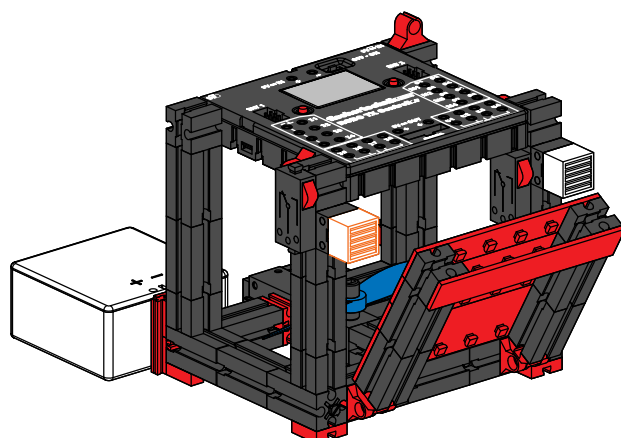
Händetrockner / Hand dryer / Sèche-mains / Handendroger / Secador de manos /
Secador de mãos / Apparecchio asciugamani / Сушилка для рук / 干手机 5



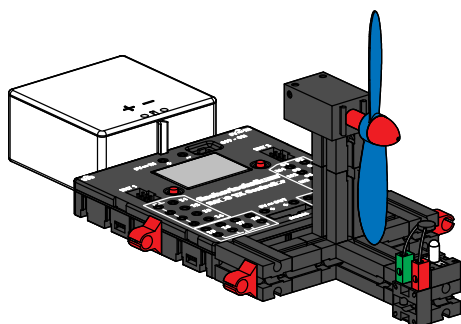
Ampel / Traffic light / Feu de signalisation / Stoplicht / Semáforo / Semáforo /
Semaforo / Светофор / 交通信号灯 7



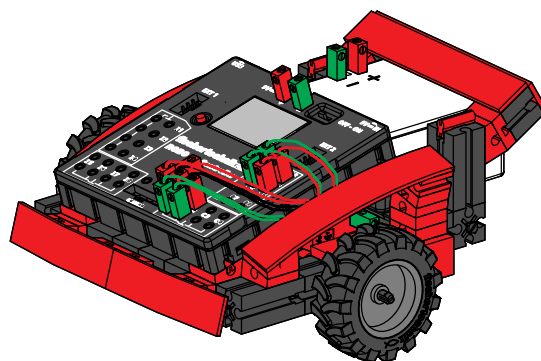
Aufzug / Elevator / Ascenseur Lift / Elevador / Elevador /
Ascensore / Подъёмник / 电梯 8



Spülmaschine / Rinsing-drying machine / Lave-vaisselle / Afwasmachine /
Lavavajillas / Máquina lava-louça / Lavastoviglie / Стиральная машина / 洗碗机 11



Temperaturregelung / Temperature control / Régulation de la température /
Temperatuurregeling / Regulador de temperatura / Regulagem de temperatura /
Regolazione temperatura / Регулирование температуры / 温度调节器 ... 14

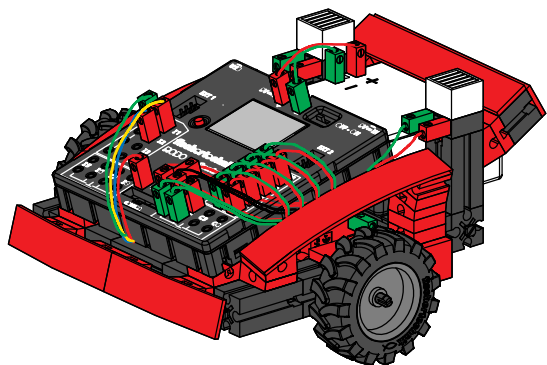


Basismodell / Basic model / Maquette de base / Basismodel / Modelo básico /
Modelo básico / Modello base / Базовая модель / 基础标准型 15

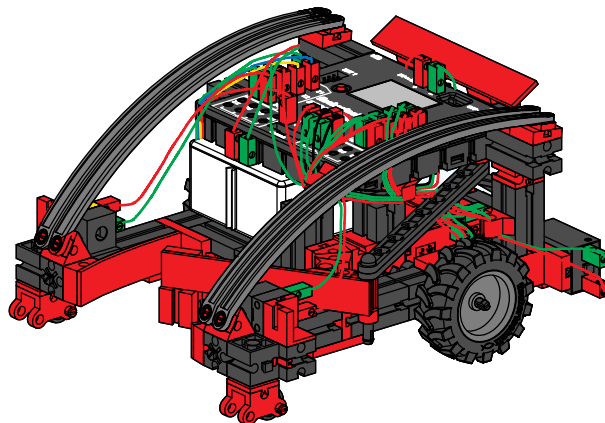
Inhalt
Contents
Contenu

Inhoud
Contenido
Conteúdo

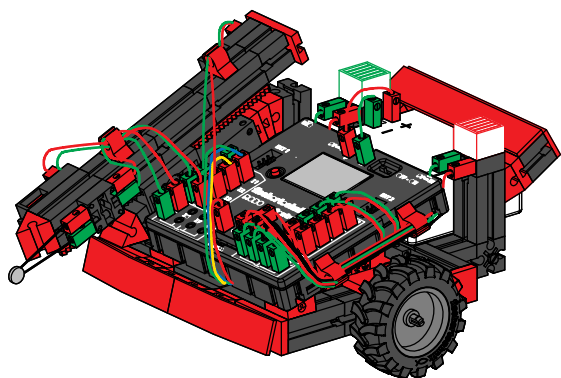
Contenuto
Содержание
目录



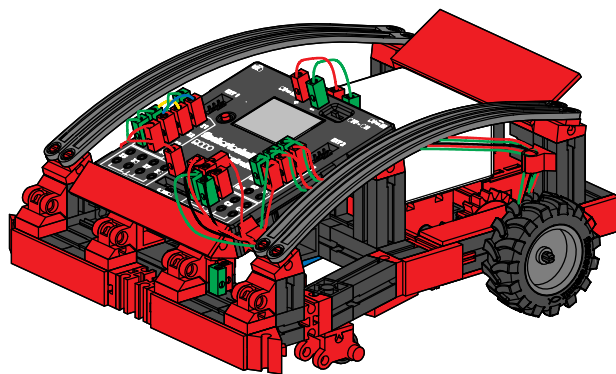
Spurensucher / Trail searcher / Dépisteur / Sporenzoeker / Rastreador / Detector de pistas /
Robot di rilevamento tracce / Следопыт / 寻踪车 20



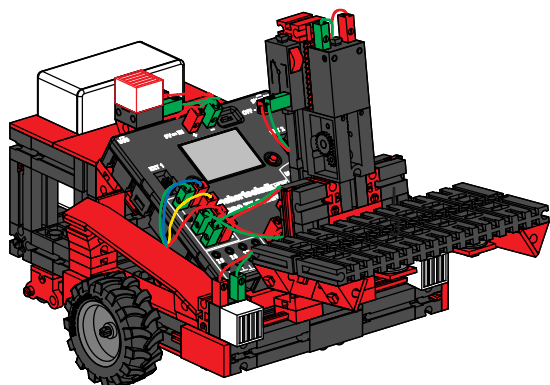
Fußballroboter / Soccer robot / Robot footballeur / Voetbalrobot / Robot de futbol /
Robô jogador de futebol / Robot calcio / Робот-футболист / 足球机器人 22



Messroboter / Measuring robot / Robot mesureur / Meetrobot / Robot de medición /
Robô medidor / Robot misura / Робот-исследователь / 测量机器人 27



Rasenmäher / Lawn mower / Tondeuse à gazon / Grasmaaier / Cortadora de césped /
Corta-grama / Falciatrice / Газонокосилка / 割草机 30




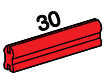



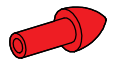


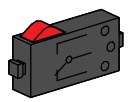


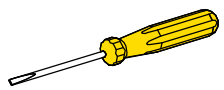
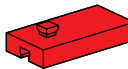


Gabelstapler / Forklift / Empileuse / Vorkheftruck / Carretilla elevadora /
Empilhadeira de forquilha / Carrello a forcole / Вилочный погрузчик / 叉车 . . . 35

Einzelteilübersicht
Spare parts list
Liste des pièces détachées

Onderdelenoverzicht
Lista da piezas
Resumo de peça individual

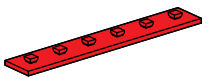
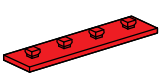




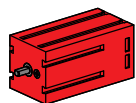

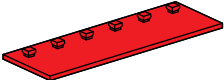

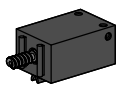
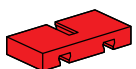

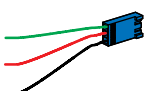
Singoli componenti
Перечень деталей
零件概览

	31 010 7 x		31 981 9 x		35 073 1 x		36 573 2 x
	31 011 4 x		31 982 29 x		35 078 1 x		36 950 2 x
	31 060 8 x		32 064 2 x		35 079 1 x		37 237 6 x
	31 061 4 x		32 071 4 x		35 084 1 x		37 238 4 x
	31 078 1 x		32 085 2 x		35 086 2 x		37 272 1 x
	31 082 1 x		32 321 2 x		35 088 1 x		37 351 2 x
	31 124 2 x		32 330 8 x		35 129 1 x		37 468 13 x
	31 330 2 x		32 870 1 x		35 945 4 x		37 679 2 x
	31 336 24 x		32 879 23 x		35 969 4 x		37 681 1 x
	31 337 28 x		32 881 12 x		35 975 4 x		37 783 2 x
	31 360 1 x		32 882 5 x		36 134 1 x		37 869 2 x
	31 426 4 x		33 582 2 x		36 437 1 x		37 875 1 x
	31 436 4 x		35 033 2 x		36 443 1 x		38 216 4 x
	31 597 2 x		35 049 3 x		36 532 2 x		38 240 2 x
	31 690 2 x		35 064 2 x		36 559 1 x		38 241 10 x

Einzelteilübersicht
Spare parts list
Liste des pièces détachées

Onderdelenoverzicht
Lista da piezas
Resumo de peça individual

Singoli componenti
Перечень деталей
零件概览

	38 245 4 x		38 464 4 x		128 598 1 x		137 654 4 x
	38 246 2 x		38 546 2 x		135 484 2 x		137 677 2 x
	38 251 1 x		106 767 2 x		137 096 1 x		
	38 428 2 x		116 913 2 x		137 125 2 x		

Montagetipps
Tips for assembly
Tuyaux pour le montage

Montagetipps
Consejos para el montaje
"Dicas" para montagem

Consigli per il montaggio
Советы по сборке
装配建议

Kabel und Stecker
Plugs and cables
Fiches et des câbles

Stekkers en cables
Enchufes en cables
Cabos e contatos

Cavi e connettori
Провода и штекеры
电缆和插头

4

6 x 15 cm
4 x 25 cm

2 x

1

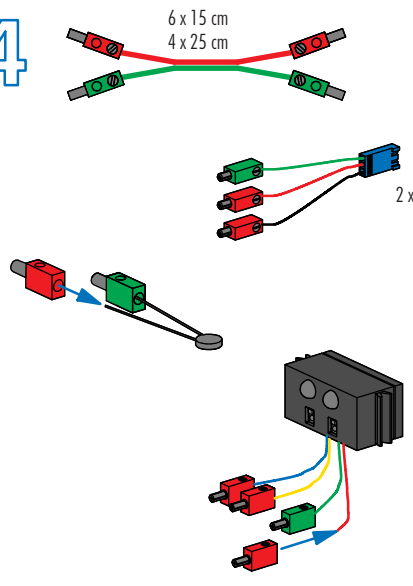
6 x 15 cm
4 x 25 cm

2

3 cm

3

4 mm



Kugellampe
Bulb lamp
Lampe sphérique
Bolle lamp
Lâmpada sferica
Lâmpada esférica
Lampadina sferica
Лампа накаливания
球形灯

2 x

9V... / 0,1 A

≠

Linse Lampe
Lens tip lamp
Ampoule lentille
Lenslampje
Lampada lenticolare
Lâmpada de formato lenticular
Lampada lenticolare
Лампа накаливания с линзой
透镜灯

1 x

9V... / 0,1 A

Fototransistor
Phototransistor
Phototransistor
Fototransistor
Fototransistores
Fototransistor
Fototransistor
Фототранзистор
光电晶体管

9V...

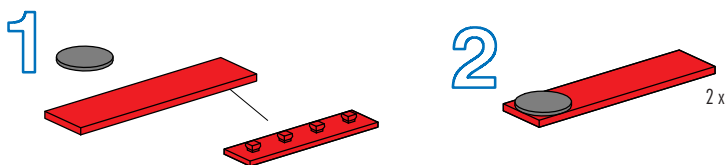
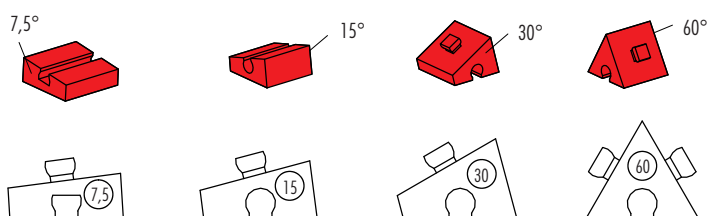

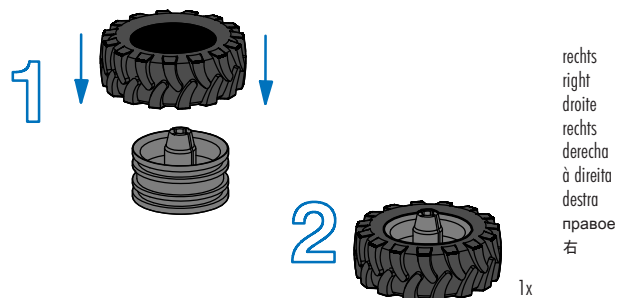
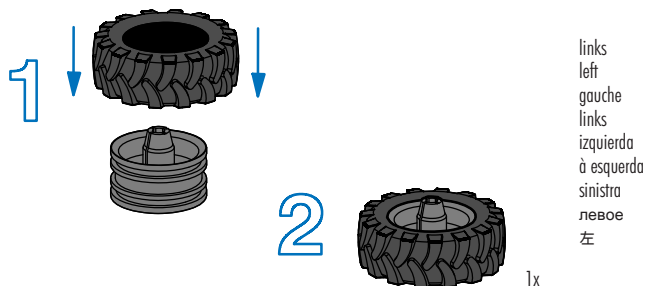
Achtung: Beim Anschluß auf richtige Polung achten. Rot = +
Caution: Make sure the terminals are connected correctly. Red = +
Attention: lors du raccordement, veiller à ce que la polarisation soit exacte, rouge = +
Pas op: let bij het aansluiten op de juiste polariteit, rood = +
Atención: al conectar, procurar que los polos estén correctamente colocados, roja = +
Atenção: Por ocasião da conexão atentar para a polaridade correta. Vermelho = +
Attenzione: nel collegamento osservare la corretta polarità. Rosso = +
Внимание: при подключении соблюдать полярность. Красный = +
注意: 连接时应注意极性正确。红色 = +

Montagetipps Tips for assembly Tuyaux pour le montage

Montagetips Consejos para el montaje "Dicás" para montagem

Consigli per il montaggio Советы по сборке 装配建议

- Bei der Reifenmontage Profilrichtung links und rechts beachten!
- When mounting the tyres, please pay attention to the direction of the tread, left and right.
- Pour le montage des pneus, faire attention à la direction gauche et droite du profil.
- Let bij de bandenmontage op de profielrichting links en rechts.
- Al montar los neumáticos, tener en cuenta la dirección del perfil izquierdo y derecho.
- Ao proceder a montagem de pneus, levar em conta a direcção de perfil à esquerda e à direita.
- Al momento del montaggio delle gomme si deve osservare la direzione del profilo (a sinistra e destra)!
- При монтаже шин обратите внимание на правое и левое направление протектора!
- 装配轮胎时应注意左右轮胎沟纹的方向！



- Alle Einzelteile, insbesondere bewegliche Teile sind falls notwendig zu warten und zu reinigen.
- All components, especially moving parts, should be maintained and cleaned as necessary.
- Toutes les pièces détachées et en particulier les pièces mobiles, sont, si nécessaire, à entretenir et à nettoyer.
- Alle onderdelen, vooral de bewegende delen, kunnen, indien noodzakelijk, onderhouden en gereinigd worden.

- Achtung
Verletzungsgefahr an Bauteilen mit funktionsbedingten scharfen Kanten und Spitzen!
- Caution
Be careful not to hurt yourself on components with sharp or pointed edges!
- Attention
Risque de blessure sur les éléments comportant des arêtes et o pointes vives indispensables au bon fonctionnement!
- Let op
U kunt zich bezeren aan bouwstenen met scherpe randen of punten!

- Es necesario limpiar y mantener en buen estado todas las diferentes piezas - especialmente las piezas móviles.
- Caso necessário, todas as peças individuais, especialmente peças móveis, tem que ser submetidas à manutenção e ser limpas.
- Se necessario, tutti i singoli componenti, soprattutto le parti mobili, si devono eventualmente sottoporre a manutenzione e pulizia.
- Все детали, особенно подвижные, требуют ухода и чистки.
- 必要时应保养和清洁所有零件，尤指运动部件。

- Attenzione
Esiste il pericolo di lesione con i pezzi di costruzione che hanno bordi e punte spigolosi necessari per la funzionalità del pezzo!
- Atenção
Perigo de ferimentos em peças componentes com cantos vivos e pontas obrigatórios para o funcionamento !
- Attenzione
Pericolo di lesioni dovute a componenti con spigoli vivi e punte per motivi funzionali!
- Будьте осторожны
Об острые края деталей и и наконечники можно порезаться
- 注意
因功能需要而带有锋利的棱边和尖角的部件可能会带来受伤危险！