

SUPER CRANES

fischertechnik 

ADVANCED

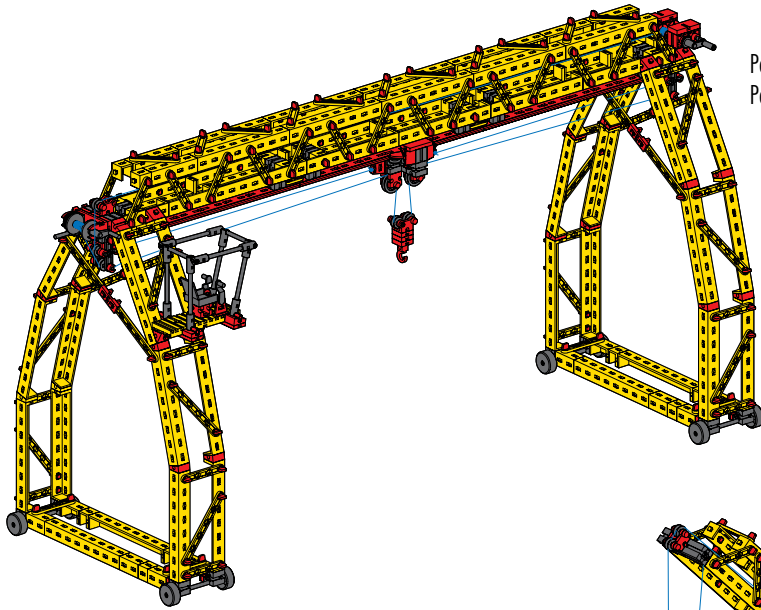


Inhalt
Contents
Contenu

Inhoud
Contenido
Conteúdo

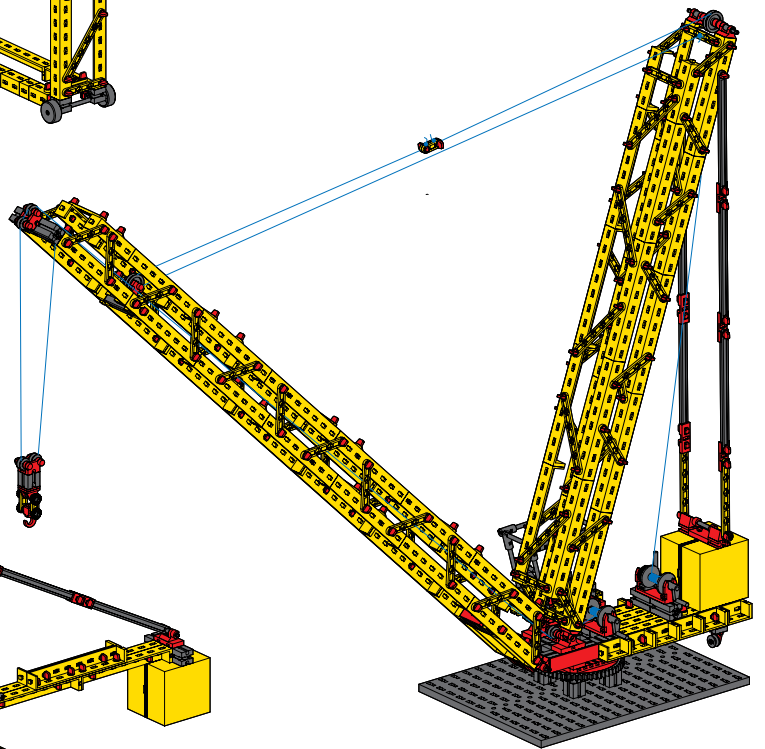
Einzelteilübersicht / Spare parts list / Liste des pièces détachées / Onderdelenoverzicht / Lista da peças / Resumo de peça individual S. / p. 2

Montagetipps / Tips for assembly / Tuyaux pour le montage / Montagetips / Consejos para el montaje / "Dicas" para montagem S. / p. 3



Portalkran / Gantry crane / Grue à portique /
Portaalkraan / Grúa de pórtico / Guindaste de pórtico S. / p. 5




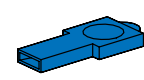


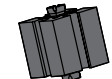

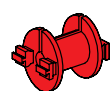




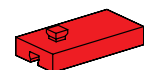



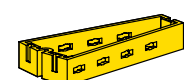

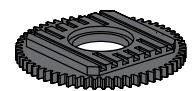

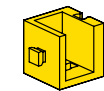
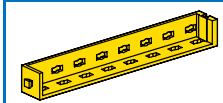

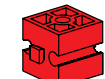

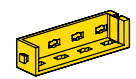

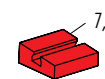
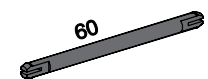

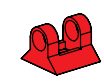
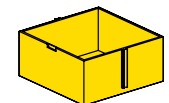
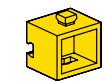


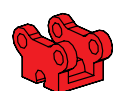
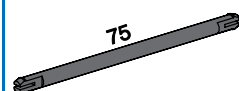

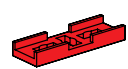
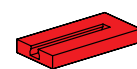








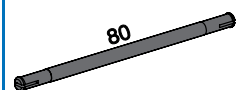


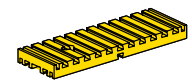

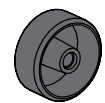

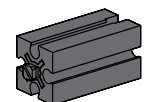


Schwerlastkran / Heavy-duty crane /
Grue pour charges lourdes / Kraan voor zware lasten /
Grúa para cargas pesadas / Guindaste titan S. / p. 17



Baustellenkran / Building site crane / Grue de chantier /
Bouwkraan / Grúa para obras / Guindaste giratório S. / p. 31

Einzelteilübersicht
Spare parts list
Liste des pièces détachées

Onderdelenoverzicht
Lista da piezas
Resumo de peça individual

 60°	31 010 10 x	 15°	31 981 18 x		32 881 22 x		35 799 1 x
 30°	31 011 4 x		31 982 26 x		32 882 8 x		35 806 1 x
	31 016 2 x		31 994 2 x		32 985 1 x		
 15	31 060 8 x		31 997 2 x		35 049 3 x		35 945 2 x
 30	31 061 2 x		31 998 2 x		35 052 2 x		36 227 12 x
	31 390 1 x		31 999 2 x		35 053 4 x		36 294 47 x
	31 391 1 x		32 064 4 x	 120	35 060 14 x		36 297 8 x
	31 426 6 x	 7,5°	32 071 4 x	 60	35 065 9 x		36 298 8 x
	31 436 8 x		32 076 2 x		35 076 12 x		36 299 11 x
	31 597 3 x		32 085 5 x	 75	35 087 3 x	 4	36 323 220 x
	31 667 20 x		32 330 6 x		35 088 1 x	 6	36 324 18 x
	31 690 8 x		32 846 1 x		35 360 2 x		36 333 3 x
	31 766 1 x		32 850 3 x	 80	35 405 4 x		36 334 4 x
	31 771 1 x		32 861 1 x		35 668 4 x		36 574 8 x
	31 772 1 x		32 879 15 x		35 797 2 x		36 819 4 x

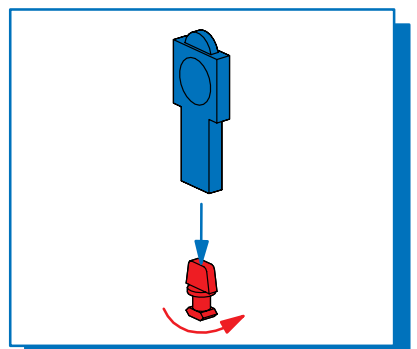
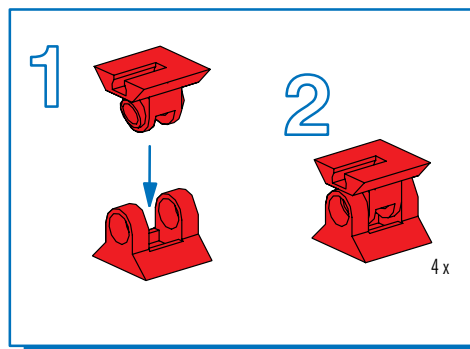
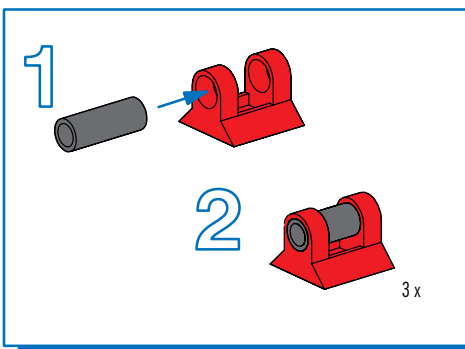
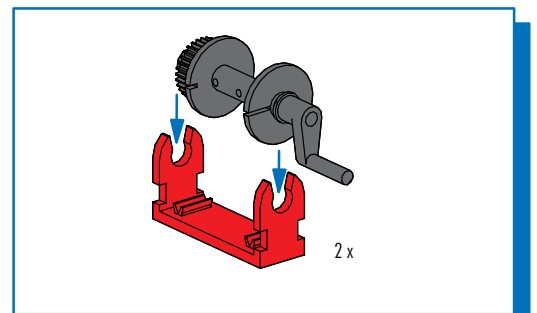
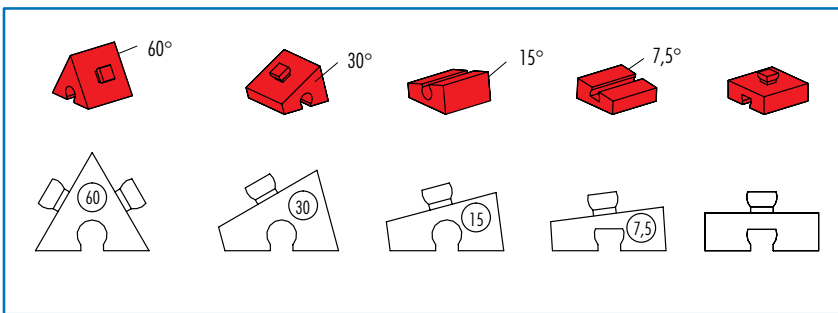
Einzelteilübersicht
Spare parts list
Liste des pièces détachées

	36 912 4 x		37 468 2 x
	36 924 6 x		37 636 4 x
	36 952 1 x		37 679 17 x
	37 237 17 x		38 225 1 x
	37 238 6 x		38 253 4 x

Onderdelenoverzicht
Lista da piezas
Resumo de peça individual

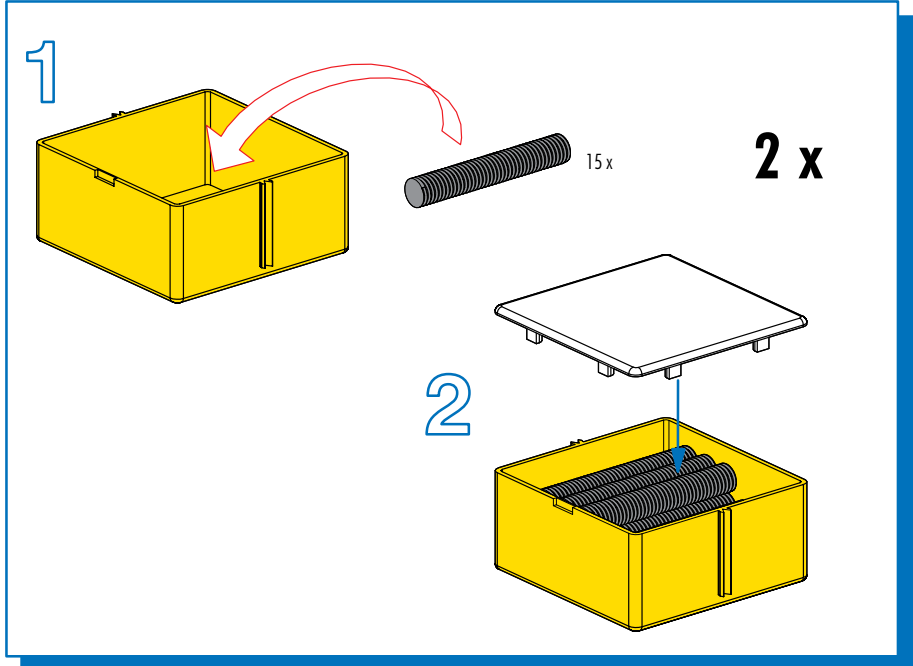
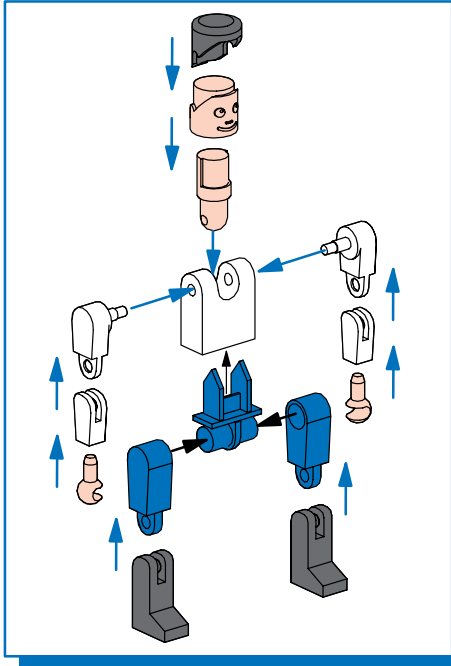
	38 258 12 x		38 541 49 x
	38 413 6 x		38 542 11 x
	38 415 1 x		38 544 4 x
	38 428 3 x		38 545 28 x
	38 464 2 x		124 199 30 x

Montagetipps
Tips for assembly
Tuyaux pour le montage

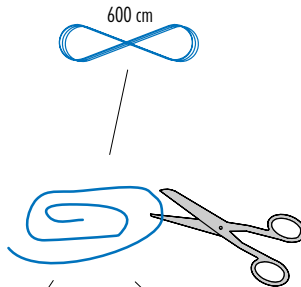


Montagetipps
Tips for assembly
Tuyaux pour le montage

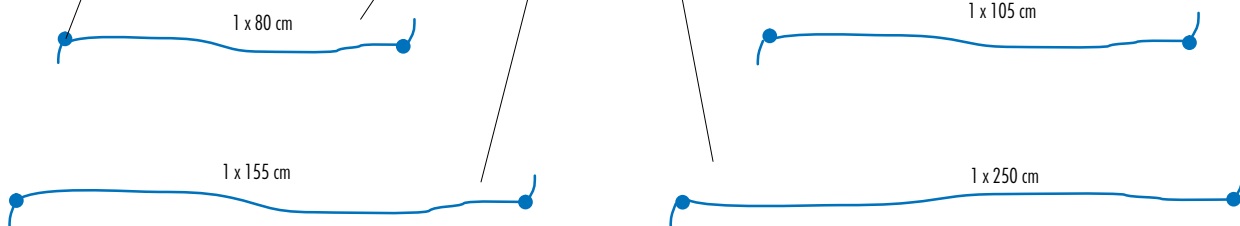
Montagetipps
Consejos para el montaje
"Dicas" para montagem



Seile **Touwen**
Cables **Cables**
Câbles **Cordas**



Knoten verhindert ausfransen
 Knots prevent fraying
 Le noeud empêche l'effilochage
 Knopen voorkomen het uitrafelen
 Nudos impiden el deshilachado
 Nó para evitar a desintegração da corda



■ Alle Einzelteile, insbesondere bewegliche Teile sind falls notwendig zu warten und zu reinigen.
 ■ All components, especially moving parts, should be maintained and cleaned as necessary.
 ■ Toutes les pièces détachées et en particulier les pièces mobiles, sont, si nécessaire, à entretenir et à nettoyer.

■ Alle onderdelen, vooral de bewegende delen, kunnen, indien noodzakelijk, onderhouden en gereinigd worden.
 ■ Es necesario limpiar y mantener en buen estado todas las diferentes piezas - especialmente las piezas móviles.
 ■ Caso necessário, todas as peças individuais, especialmente peças móveis, tem que ser submetidas à manutenção e ser limpas.

■ Achtung
 Verletzungsgefahr an Bauteilen mit funktionsbedingten scharfen Kanten und Spitzen!
 ■ Caution
 Be careful not to hurt yourself on components with sharp or pointed edges!
 ■ Attention
 Risque de blessure sur les éléments comportant des arêtes et o pointes vives indispensables au bon fonctionnement!

■ Let op
 U kunt zich bezeren aan bouwstenen met scherpe randen of punten!
 ■ Attenzione
 Esiste il pericolo di lesione con i pezzi di costruzione che hanno bordi e punte spigolosi necessari per la funzionalità del pezzo!
 ■ Atenção
 Perigo de ferimentos em peças componentes com cantos vivos e pontas obrigatórios para o funcionamento !

